

MAXAM DIVERSIFIED STRATEGIES FUND



CAPITAL MANAGEMENT

February 28, 2019

INVESTMENT OBJECTIVE

The investment objective of the Fund is to maximize long term returns through multiple market cycles. The manager employs an active, flexible and opportunistic investment strategy with an emphasis on catalysts and special situations. The manager has the flexibility to utilize alternative investment strategies to both generate returns and actively manage risk.

STRATEGY HIGHLIGHTS

- * Active, Opportunistic, Flexible investment style
- * Seeking to invest in securities where we have identified *Value with Catalyst*
- * Exposure to company-specific events, special situations, and alternative strategies
- * Fund Size Advantage - *small is beautiful!*
- * Compelling opportunities exist in less-crowded and inefficient areas of the market
- * Returns are not wholly dependent on strong markets (catalysts occur in all market environments)
- * Alignment - Maxam's professionals are significant investors in the fund

FUND DETAILS

| | | | |
|-----------------------------|----------------------------------|-------------------------------|-----------------------|
| Investment Objective | Growth of Capital | fundSERV Codes | C: LIM600 F: LIM700 |
| Offering Document | Offering Memorandum ¹ | Management Fee | C: 2% F: 1% |
| Legal Structure | Unit Trust | Performance Fee | C/F: 20% above HWM |
| Eligible Provinces | BC, AB, SK, MB, ON | High Watermark | Yes (no-reset) |
| Pricing Frequency | Monthly | Lock Up Period | None |
| Prime Broker | TD Securities Inc. | Short Term Trading Fee | 3% if within 6 Months |
| Fund Administrator | IAS | Minimum Investment | \$25,000 ² |
| Auditor | KPMG LLP | Fund Inception | June 30, 2009 |
| Legal | BLG LLP | Fund AUM | \$109 Million |

FUND MANAGER

Travis Dowle is President and founder of Maxam Capital Management. Mr. Dowle has over 20 years of investment experience and has been the lead manager of the Maxam Diversified Strategies Fund since its inception.

Travis Dowle, CFA T 604 685 0201 x 106 travis@maxamcm.com

ABOUT MAXAM

Maxam Capital Management Ltd. is a Vancouver-based independent and employee-owned fund management firm. The firm was founded with the philosophy that an active, opportunistic and flexible approach to investing provides the best opportunity for the generation of long-term positive returns through a variety of market environments.

Maxam Capital Management Ltd.

902-510 Burrard Street T 604 685 0201 info@maxamcm.com
 Vancouver, BC V6C 3A8 F 604 685 9970 www.maxamcm.com @maxamcap

PERFORMANCE³

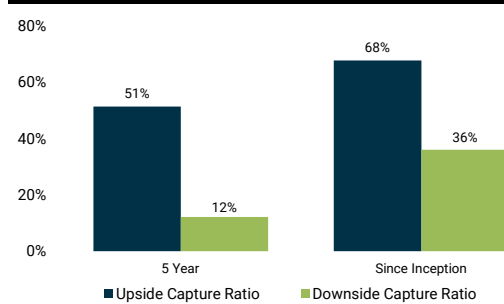
| 1 Month | YTD | 1 Year | 3 Years* | 5 Years* | 9 Years* | Since Inception* |
|---------|------|--------|----------|----------|----------|------------------|
| 1.8% | 4.4% | -14.4% | 4.7% | 7.1% | 8.1% | 9.5% |

| Canadian Hedge Fund Awards | |
|---|--|
| 1st Place - Best 5 Year Sharpe Ratio (2018, 2017) | |
| 3rd Place - Best 5 Year Return (2017) | |

*equity focused category

| | Jan | Feb | Mar | Apr | May | Jun | Jul | Aug | Sep | Oct | Nov | Dec | Year |
|-------------|--------|--------|--------|--------|--------|--------|--------|--------|--------|--------|--------|--------|---------------|
| 2019 | 2.55% | 1.84% | - | - | - | - | - | - | - | - | - | - | 4.4% |
| 2018 | 2.92% | -1.41% | -3.73% | 0.84% | -0.94% | -1.84% | -2.95% | -0.57% | 1.53% | -4.63% | -4.58% | -2.61% | -16.8% |
| 2017 | 0.61% | 1.65% | 2.13% | 0.55% | -1.20% | 1.30% | 0.04% | -0.96% | 2.63% | 3.93% | -0.73% | 4.02% | 14.7% |
| 2016 | 0.32% | -1.08% | 2.57% | 1.41% | 0.46% | 0.16% | 3.34% | 3.42% | -0.48% | -1.27% | 2.66% | 2.19% | 14.4% |
| 2015 | 0.58% | 2.21% | 1.05% | 3.18% | 1.53% | -0.25% | -1.85% | -4.43% | 0.21% | -0.04% | 0.60% | 2.88% | 5.5% |
| 2014 | -0.53% | 1.69% | 0.01% | 1.35% | 4.49% | 4.76% | 2.40% | 2.11% | -0.94% | 0.12% | 1.78% | 0.15% | 18.6% |
| 2013 | 5.80% | -0.60% | -0.39% | -1.43% | 2.13% | 3.18% | 1.67% | 2.73% | 3.37% | 4.13% | 1.62% | 2.96% | 28.0% |
| 2012 | 5.07% | 3.39% | -3.00% | -1.70% | -2.15% | -0.18% | 0.56% | 0.47% | 2.67% | -0.65% | 1.17% | 4.07% | 9.8% |
| 2011 | 1.13% | 0.80% | -1.11% | -0.68% | -3.32% | -5.61% | 1.12% | -3.65% | -3.55% | 1.45% | -0.50% | -1.38% | -14.5% |
| 2010 | 0.93% | 1.12% | 1.36% | -0.53% | -5.64% | -2.16% | 3.87% | 0.26% | 7.93% | 4.43% | 1.96% | 5.84% | 20.3% |
| 2009 | - | - | - | - | - | - | -1.15% | -0.78% | 5.10% | 2.02% | 6.45% | 4.35% | 16.8% |

UPSIDE & DOWNSIDE CAPTURE⁴

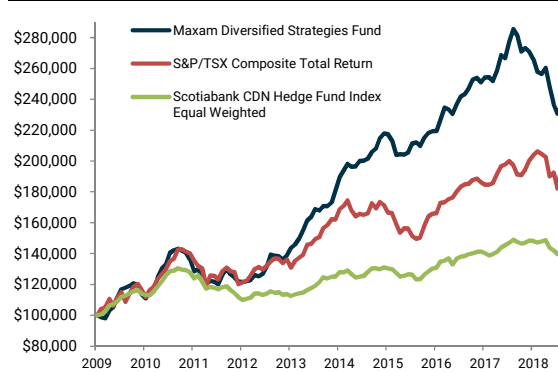


FUND STATISTICS⁵

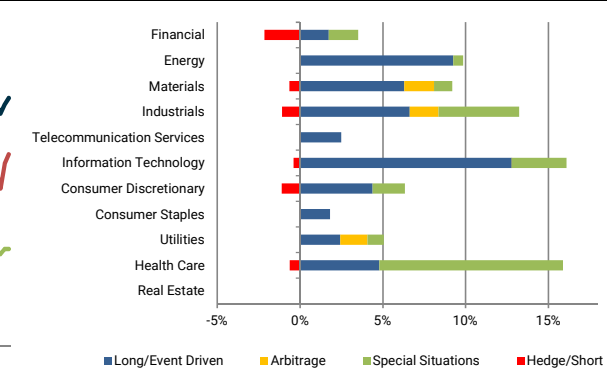
| | MDSF | TSX | TSX Small | Scotia Cdn Hedge ⁶ |
|---------------------------|--------|--------|-----------|-------------------------------|
| Cumulative Return | 140.9% | 104.4% | 80.5% | 43.0% |
| Sharpe Ratio | 0.97 | 0.71 | 0.42 | 0.58 |
| MDSF Correlation | 1.00 | 0.57 | 0.60 | 0.71 |
| Standard Deviation | 8.9% | 9.9% | 15.3% | 5.2% |
| Beta vs TSX | 0.52 | 1.00 | 1.30 | 0.38 |
| Alpha vs TSX | 5.1% | 0.0% | -2.7% | 0.5% |

⁶Scotiabank Canadian Hedge Fund Index data as at 31-Jan-2019

GROWTH OF \$100,000 (Since Inception June 30, 2009)



SECTOR & STRATEGY ALLOCATIONS



This information is intended to provide you with information about the Maxam Diversified Strategies Fund. The Maxam Diversified Strategies Fund is only available to accredited investors and investors who meet other applicable exemptions. Subject to manager discretion, accredited investor status, applicable securities offering exemptions. Series A Units, net of fees and expenses; Inception: 01-Jul-2009; *Annualized; ⁴Upside Capture Ratio is a measure of the fund's performance in up markets relative to the S&P/TSX TRI. Downside Capture Ratio is a measure of the fund's performance in down markets relative to the S&P/TSX TRI. A negative downside capture number means that the fund's return during the time period was positive. ⁵Fund Statistics are calculated relative to the S&P/TSX TRI, S&P/TSX Small Cap TRI and Scotiabank Canadian Hedge Fund Index (equal weighted); Risk free rate used is 1.0%. Series A performance is detailed because it reflects the fund's longest track record. The performance fee on Series A units is subject to a 5% annualized hurdle. Important information about the Fund is contained in the Offering Memorandum which should be read carefully before investing. You can obtain an offering memorandum from Maxam Capital Management Ltd. The Offering Memorandum for the Maxam Diversified Strategies Fund does not constitute an offer or solicitation to anyone in any jurisdiction in which such an offer or solicitation is not authorized or to any person to whom it is unlawful to make such an offer or solicitation. An investment in one of our funds is speculative and high risk. We assume no obligation to update the information in these documents. The indicated rates of return are the historical compounded returns for the period indicated, including changes in security value and the reinvestment of all distributions and do not take into account income taxes payable that would have reduced returns. The fund is not guaranteed; its values change frequently and past performance may not be repeated.

ACTIVE OPPORTUNISTIC FLEXIBLE