

MAXAM DIVERSIFIED STRATEGIES FUND



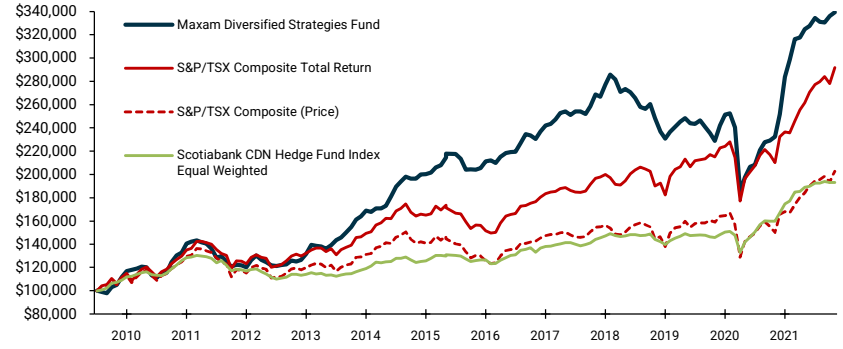
CAPITAL MANAGEMENT

October 31, 2021

INVESTMENT OBJECTIVE

The investment objective of the Fund is to maximize long term returns through multiple market cycles. The manager employs an active, flexible and opportunistic investment strategy with an emphasis on catalysts and special situations. The manager has the flexibility to utilize alternative investment strategies to generate returns and actively manage risk.

GROWTH OF \$100,000 (Since Inception June 30, 2009)



PERFORMANCE³

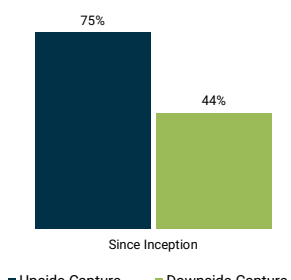
	1 Month	3 Month	6 Month	YTD	1 Yr	5 Yr*	10 Yr*	Since Inception*	Cumulative
	1.0%	2.6%	4.5%	19.7%	46.0%	8.0%	10.7%	10.4%	239.4%

Embrace alternative thinking.

	Jan	Feb	Mar	Apr	May	Jun	Jul	Aug	Sep	Oct	Nov	Dec	Year
2021	5.17%	6.01%	0.43%	2.21%	0.91%	2.08%	-1.04%	-0.17%	1.71%	1.01%	-	-	19.7%
2020	0.52%	-4.81%	-22.93%	6.56%	4.56%	0.90%	6.04%	3.05%	0.66%	1.48%	8.13%	12.81%	12.9%
2019	2.55%	1.84%	1.80%	1.33%	-1.90%	-0.25%	1.34%	-2.28%	-2.27%	-2.75%	5.65%	3.91%	8.9%
2018	2.92%	-1.41%	-3.73%	0.84%	-0.94%	-1.84%	-2.95%	-0.57%	1.53%	-4.63%	-4.58%	-2.61%	-16.8%
2017	0.61%	1.65%	2.13%	0.55%	-1.20%	1.30%	0.04%	-0.96%	2.63%	3.93%	-0.73%	4.02%	14.7%
2016	0.32%	-1.08%	2.57%	1.41%	0.46%	0.16%	3.34%	3.42%	-0.48%	-1.27%	2.66%	2.19%	14.4%
2015	0.58%	2.21%	1.05%	3.18%	1.53%	-0.25%	-1.85%	-4.43%	0.21%	-0.04%	0.60%	2.88%	5.5%
2014	-0.53%	1.69%	0.01%	1.35%	4.49%	4.76%	2.40%	2.11%	-0.94%	0.12%	1.78%	0.15%	18.6%
2013	5.80%	-0.60%	-0.39%	-1.43%	2.13%	3.18%	1.67%	2.73%	3.37%	4.13%	1.62%	2.96%	28.0%
2012	5.07%	3.39%	-3.00%	-1.70%	-2.15%	-0.18%	0.56%	0.47%	2.67%	-0.65%	1.17%	4.07%	9.8%
2011	1.13%	0.80%	-1.11%	-0.68%	-3.32%	-5.61%	1.12%	-3.65%	-3.55%	1.45%	-0.50%	-1.38%	-14.5%
2010	0.93%	1.12%	1.36%	-0.53%	-5.64%	-2.16%	3.87%	0.26%	7.93%	4.43%	1.96%	5.84%	20.3%
2009	-	-	-	-	-	-	-1.15%	-0.78%	5.10%	2.02%	6.45%	4.35%	16.8%

FUND DETAILS

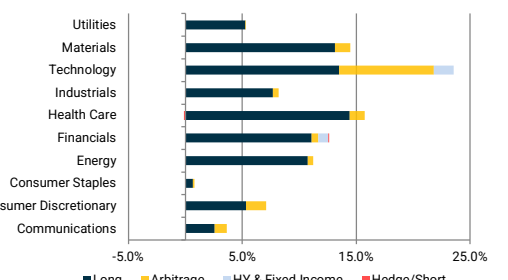
- Offering Doc / Structure: OM¹ / Unit Trust
- Eligible Provinces: BC, AB, SK, MB, ON
- Prime Broker / Admin: TD / SGGG
- Auditor / Legal: KPMG / BLG
- fundSERV Codes: C: MXM600 F: MXM700
- Pricing Frequency: Monthly
- Management Fee: C: 2% F: 1%
- Performance Fee: C/F: 20% above HWM
- High Watermark: Yes (no-reset)
- Short Term Trading Fee: 3% if within 6 Months



FUND STATISTICS⁵

	MDSF	TSX	TSX Small	Scotia Cdn Hedge ⁶
Cumulative Return	239%	192%	160%	93%
Sharpe Ratio	0.82	0.74	0.46	0.73
MDSF Correlation	1.00	0.68	0.73	0.82
Standard Deviation	12%	12%	19%	6%
Beta vs TSX	0.70	1.00	1.45	0.45
Alpha vs TSX	3.9%	0.0%	-3.6%	1.1%

SECTOR & STRATEGY ALLOCATIONS



FUND MANAGER

Travis Dowle is the President and founder of Maxam Capital Management. Mr. Dowle has over 20 years of investment experience and has been the lead manager of the Maxam Diversified Strategies Fund since its inception.

Travis Dowle, CFA | T 604 685 0201 x 106 | travis@maxamcm.com

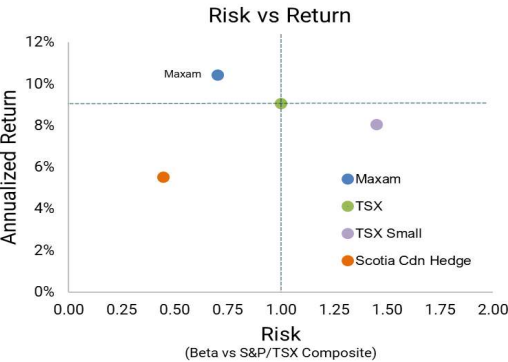
ABOUT MAXAM

Maxam Capital Management Ltd. is a Vancouver-based independent and employee-owned fund management firm. The firm was founded with the philosophy that an active, opportunistic and flexible approach to investing provides the best opportunity for the generation of long-term positive returns through a variety of market environments.

Maxam Capital Management Ltd.

330 - 609 Granville Street | T 604 685 0201 | info@maxamcm.com
 Vancouver, BC V7Y 1A1 | F 604 685 9970 | www.maxamcm.com | @maxamcap

STRONG RISK-ADJUSTED RESULTS



WINNER OF THE 2018 CANADIAN HF AWARDS
Equity Focused
Best 5 Year Sharpe Ratio
1st Place

WINNER OF THE 2017 CANADIAN HF AWARDS
Equity Focused
Best 5 Year Sharpe Ratio
1st Place

WINNER OF THE 2017 CANADIAN HF AWARDS
Equity Focused
Best 5 Year Return
3rd Place

This information is intended to provide you with information about the Maxam Diversified Strategies Fund. The Maxam Diversified Strategies Fund is only available to accredited investors and investors who meet other applicable exemptions. Subject to manager discretion, accredited investor status, applicable securities offering exemptions. ³Series A Units, net of fees and expenses; Inception: 01-Jul-2009; ⁴Annualized; ⁵Upside Capture Ratio is a measure of the fund's performance in up markets relative to the S&P/TSX TRI. Downside Capture Ratio is a measure of the fund's performance in down markets relative to the S&P/TSX TRI. A negative downside capture number means that the fund's return during the time period was positive. ⁶Fund Statistics are calculated relative to the S&P/TSX TRI, S&P/TSX Small Cap TRI and Scotiabank Canadian Hedge Fund Index (equal weighted); Risk free rate used is 1.75%. Series A performance is detailed because it reflects the fund's longest track record. The performance fee on Series A units are subject to a 5% annualized hurdle. Important information about the Fund is contained in the Offering Memorandum which should be read carefully before investing. You can obtain an offering memorandum from Maxam Capital Management Ltd. The Offering Memorandum for the Maxam Diversified Strategies Fund does not constitute an offer or solicitation to anyone in any jurisdiction in which such offer or solicitation is not authorized or to any person to whom it is unlawful to make such an offer or solicitation. An investment in one of our funds is speculative and high risk. We assume no obligation to update the information in these documents. The indicated rates of return are the historical compounded returns for the period indicated, including changes in security value and the reinvestment of all distributions and do not take into account income taxes payable that would have reduced returns. The fund is not guaranteed; its values change frequently and past performance may not be repeated.