

# MAXAM

CAPITAL MANAGEMENT

# Maxam Arbitrage Fund

Class F | March 31, 2024

## Fund Details

Fund Strategy	Arbitrage
Risk Rating	Low
Offering Document	Simplified Prospectus (Liquid Alt)
Inception Date	October 1, 2020
Pricing & Liquidity	Daily
Minimum Investment	\$1,000 Initial / \$50 Subsequent
Distributions	Annually, if any
Registered Plans	Yes
Eligible Provinces	All Provinces except Quebec
Prime Broker	TD Securities
Audit	KPMG LLP
Legal	Borden Ladner Gervais LLP
Fund Administration	SGGG Fund Services Inc.

## Fund Codes & Fees

Class	Fund Code	Management Fee
Class F	MXM105	0.90%
Class A	MXM101	1.90%
Performance Fee		15% above high watermark
Short Term Trading		2% if within 30 days

## Strategy Benefits

- Returns are generated from specific and definitive events
- Market neutral
- Consistent returns
- Low volatility
- Low correlation to traditional equity & bond strategies
- Diversification
- Tax efficiency (primarily capital gains)
- Experienced managers

## Maxam Capital

Maxam Capital Management Ltd. is an alternative investment firm based in Vancouver, Canada.

Maxam was founded with the philosophy that an active, opportunistic and flexible approach to investing – combined with disciplined risk management – provides us with the framework to deliver strong risk-adjusted returns.

Maxam launched the Maxam Diversified Strategies Fund in 2009 and the Maxam Arbitrage Fund in 2020.

## Maxam Team

Travis Dowle, CFA	President, Fund Manager
Brian Hikisch, CFA	Fund Manager
Ben Macfadyen, CFA	Chief Operating Officer

## Maxam Capital Management Ltd.

330 - 609 Granville Street  
Vancouver, BC V7Y 1A1  
www.maxamcm.com

T 604 685 0201  
info@maxamcm.com

## Investment Objective

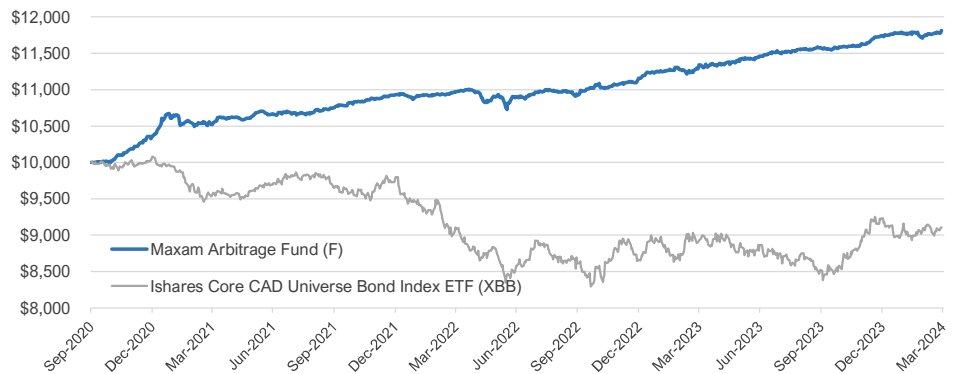
The Maxam Arbitrage Fund's objective is to generate consistent, positive returns with low correlation to traditional equity and fixed income strategies by investing securities involved in publicly announced mergers, acquisitions and other specific corporate actions and events.

## Performance

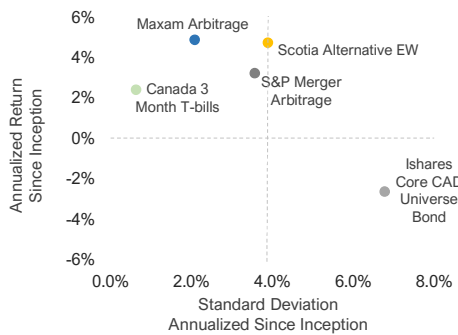
	1M	3M	6M	YTD	1 YR	3 YR	SI	Cumulative
Maxam Arbitrage Fund [F]	0.9%	0.6%	2.0%	0.6%	4.2%	3.9%	4.9%	18.1%

Returns greater than one year are annualized except for Cumulative.

## Growth of \$10,000



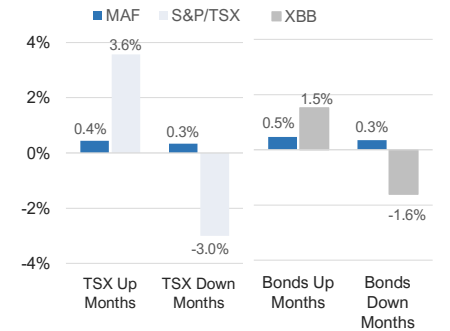
## Risk vs Return



## Risk Metrics<sup>1</sup>

	MAF	S&P/TSX	Bonds
Sharpe Ratio	1.1	0.8	-0.7
Standard Deviation	2.1%	13.6%	6.8%
Correlation to	-	0.31	0.24
Beta vs TSX	0.05	1.00	0.28
Max. Drawdown	-2.5%	-16.3%	-17.7%
% Positive Months	81%	62%	43%

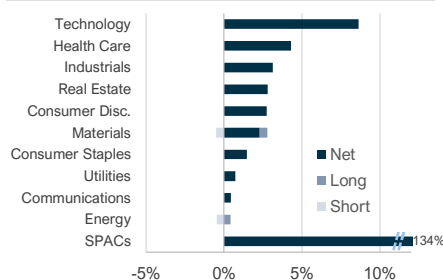
## Upside / Downside Capture



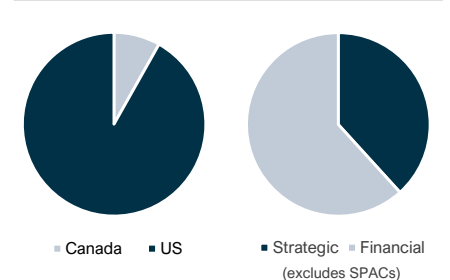
## Portfolio Statistics

	Long	Short	Gross	Net
Exposure	161.6%	-0.9%	162.5%	160.6%
Number of Positions			29	52
Duration (months)			2.0	7.8
Average Market Cap			\$4.3B	\$203M
Gross Exposure			28.4%	134.1%

## Sector Exposure (Gross %)



## Geography & Deal Type Exposure



Consistent | Diversification | Alternative

Monthly return history since inception

Class F | March 31, 2024

	Jan	Feb	Mar	Apr	May	Jun	Jul	Aug	Sep	Oct	Nov	Dec	YTD
<b>2024</b>	0.2%	-0.5%	0.9%	-	-	-	-	-	-	-	-	-	<b>0.6%</b>
<b>2023</b>	0.9%	0.4%	0.4%	0.0%	0.4%	0.6%	0.3%	0.4%	0.3%	0.1%	0.4%	0.9%	<b>5.2%</b>
<b>2022</b>	-0.3%	0.3%	0.3%	-0.1%	-0.5%	-0.1%	0.6%	0.0%	-0.4%	1.3%	0.1%	0.8%	<b>2.0%</b>
<b>2021</b>	2.4%	-0.6%	-0.3%	0.9%	0.2%	0.2%	0.2%	0.2%	0.4%	0.7%	0.5%	0.5%	<b>5.5%</b>
<b>2020</b>	-	-	-	-	-	-	-	-	-	0.0%	1.8%	1.7%	<b>3.6%</b>

## Consistent | Diversification | Alternative

Disclosure and additional information.

Maxam Capital Management Ltd. is the manager for the Maxam Arbitrage Fund. Important information about the Fund is contained in the Fund's Simplified Prospectus, which should be read before investing. This presentation is neither an offer to sell securities nor a solicitation to sell securities. Disclosed historical returns for periods greater than one year are annualized unless otherwise noted, and are net of fees and expenses. Disclosed returns for the Maxam Arbitrage Fund are for Class F units (please contact us regarding other classes). <sup>1</sup>Index statistics use total return indices and ETF returns include reinvested distributions; "TSX" refers to the S&P/TSX Total Return Index, "Bonds" or "XBB" refers to the iShares Core Canadian Universe Bond Index ETF; "Scotia Alternative EW" refers to the Scotiabank Alternative Mutual Fund Index, Equal Weighted (note that the Scotia performance is as at February 29, 2024 which reflects the latest available data at time of printing). "Sharpe Ratio" is a measure of excess return per unit of risk and calculated by dividing annualized return less risk free rate by the annualized standard deviation, using the Bank of Canada overnight rate for the risk-free rate (a higher ratio is preferable). "Max. Drawdown" measures the maximum observed loss from a peak to a trough, before a new peak is attained. Maximum drawdown is an indicator of downside risk over a specified time period (smaller is preferable). "Correlation" measures the Fund's relationship to a selected index or benchmark. A correlation of -1.0 shows a perfect negative correlation, while a correlation of 1.0 shows a perfect positive correlation; a correlation of 0.0 shows no linear relationship between the movement of the two variables. "Beta" measures the volatility of the Fund relative to a selected index or benchmark; a lower Beta typically implies less market risk, while a higher Beta typically implies more market risk. "Upside/Downside Capture" statistics measure the Fund's performance during the up or down moves, respectively, of an index; the statistics displayed are the geometric average of Fund performance during up and down months for the TSX index and the XBB ETF respectively (typically you want more upside capture and less downside capture). "SPAC" refers to Special Purpose Acquisition Company. Commissions, trailing commissions, management fees and expenses all may be associated with mutual fund investments. Please read the Simplified Prospectus before investing. Any indicated rates of return are the historical annual total returns including changes in value and reinvestment of all distributions and does not take into account sales, redemption, distribution or optional charges or income taxes payable by any unitholder that would have reduced returns. Mutual funds are not guaranteed, their values change frequently and past performance may not be repeated. This document is not intended to provide legal, accounting, tax or investment advice. Please consult an investment advisor and read the prospectus for the Maxam Arbitrage Fund prior to investing. Disclosed exposures and statistics may change at any time. Please contact us for more information at: (604) 685-0201 info@maxamcm.com www.maxamcm.com